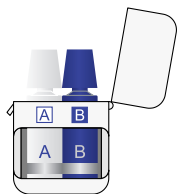


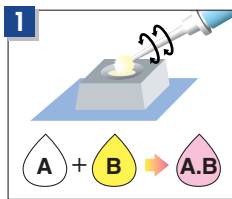
- Read instruction before operation.
- Vor der Anwendung die Gebrauchsanweisung lesen.
- Leggere le istruzioni prima dell'uso.
- Veuillez vous référer au mode d'emploi avant utilisation.
- Lea las instrucciones antes del uso.
- Lees de aanwijzingen voor gebruik.

# Clinical Procedure Guide

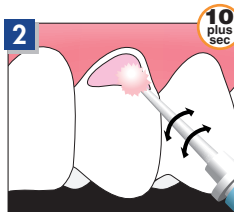
## ONE-UP BOND F Plus A Self-Etching & Light-Cured Dental Adhesive



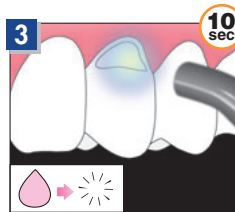
Bottle & Dispenser



Dispense & Mix



Apply & Rub



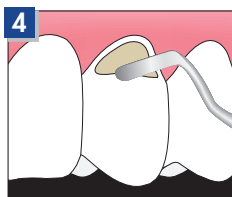
Light Cure

**ESTELITE** <sup>Sigma</sup>  $\Sigma$

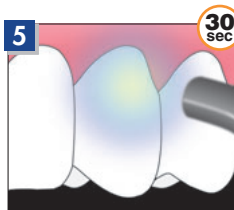
Universal sub-micron filled composite resin



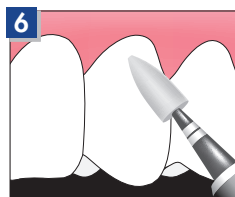
SYRINGE / PLT



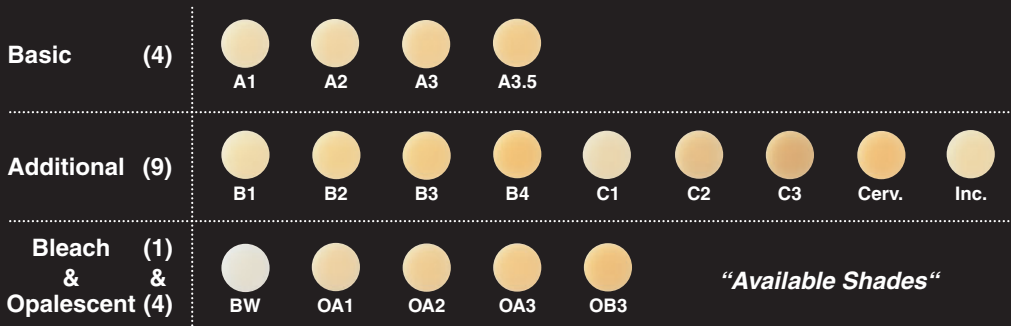
Fill & Sculpt



Light Cure



Polish



*“Available Shades”*

## Shade Matching Guide for Class V preparations

**E** =Excellent    **V** =Very Good    **G** =Good    **F** =Fair    **—** =Poor

ESTELITE $\Sigma$ Basic Shade	Tooth shade <sup>a)</sup>															
	←light															dark→
	B1	A1	B2	D2	A2	C1	C2	D4	A3	D3	B3	A3.5	B4	C3	A4	
A1	V	E	V	G	V	F	—	—	—	—	—	—	—	—	—	
A2	G	V	V	V	E	V	F	—	F	F	—	—	—	—	—	
A3	—	—	F	G	V	V	F	G	E	G	G	F	—	—	—	
A3.5	—	—	—	—	—	—	F	F	V	V	V	E	V	G	—	

## for Class III preparations

ESTELITE $\Sigma$ Opalescent Shade	Tooth shade <sup>a)</sup>															
	←light															dark→
	B1	A1	B2	D2	A2	C1	C2	D4	A3	D3	B3	A3.5	B4	C3	A4	
OA1	V	E	F	F	F	F	—	—	—	—	—	—	—	—	—	
OA2	—	F	V	V	E	G	F	F	F	—	—	—	—	—	—	
OA3	—	—	—	F	G	F	F	F	E	V	F	V	—	—	—	
OB3	—	—	—	—	—	—	—	—	F	F	E	V	G	F	—	

a) Above tooth shades are selected according to the VITA Shade Guide. VITA is a registered trademark of VITA Zahnfabrik H. Rauter GmbH & Co.KG.